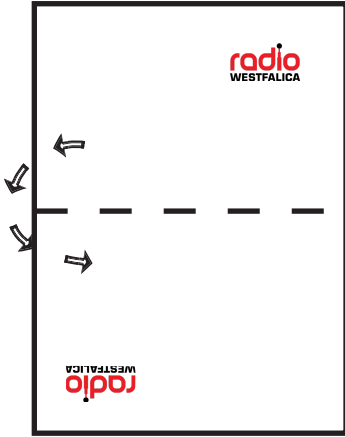
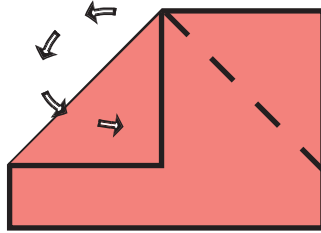


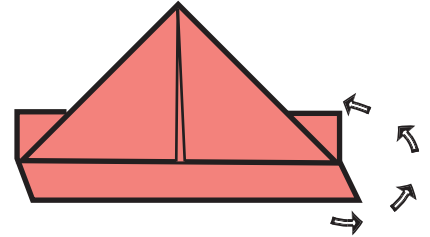
① Blatt in der Mitte nach unten falten



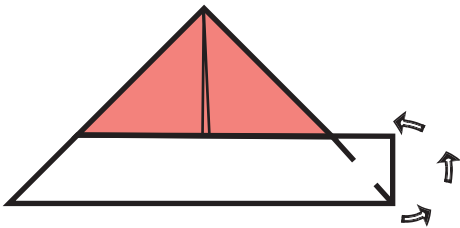
② Ecken der geschlossenen Seite zur Mitte falten (Logo liegt jetzt innen)



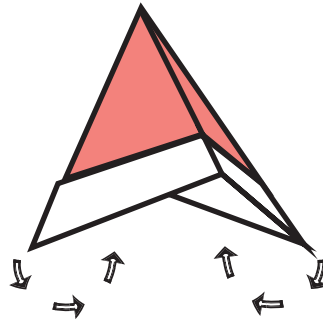
③ Ränder jeweils nach oben knicken



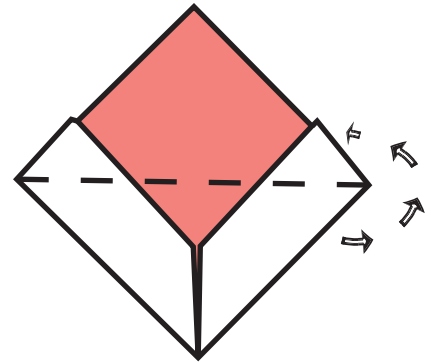
④ Eine Ecke nach vorn, die andere nach hinten falten



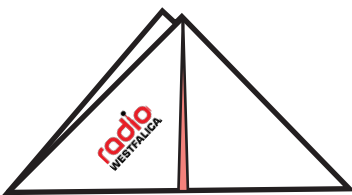
⑤ Dreieck öffnen, Ecken aufeinander legen



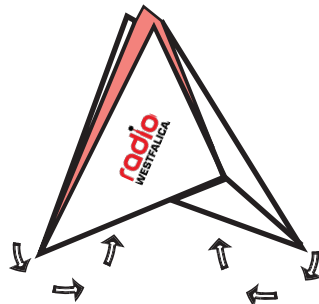
⑥ Untere Ecken nach oben falten



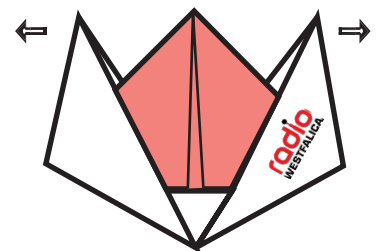
⑦ Festdrücken



⑧ Dreieck öffnen



⑨ Auseinanderziehen



⑩ AHOI!

